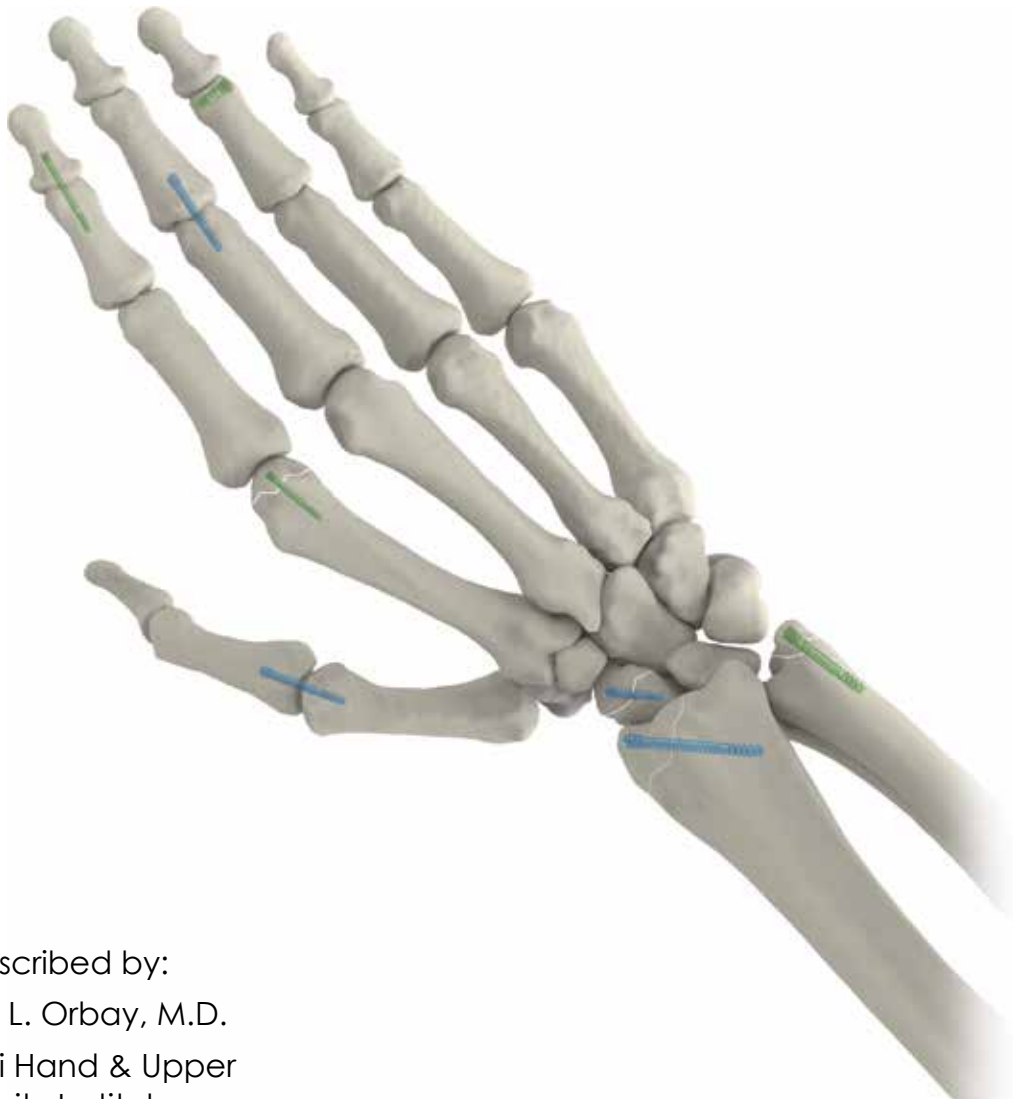




SURGICAL TECHNIQUE GUIDE

REDUCT™

headless compression screw



As described by:
Jorge L. Orbay, M.D.
Miami Hand & Upper
Extremity Institute
Miami, Florida

Indications for Use

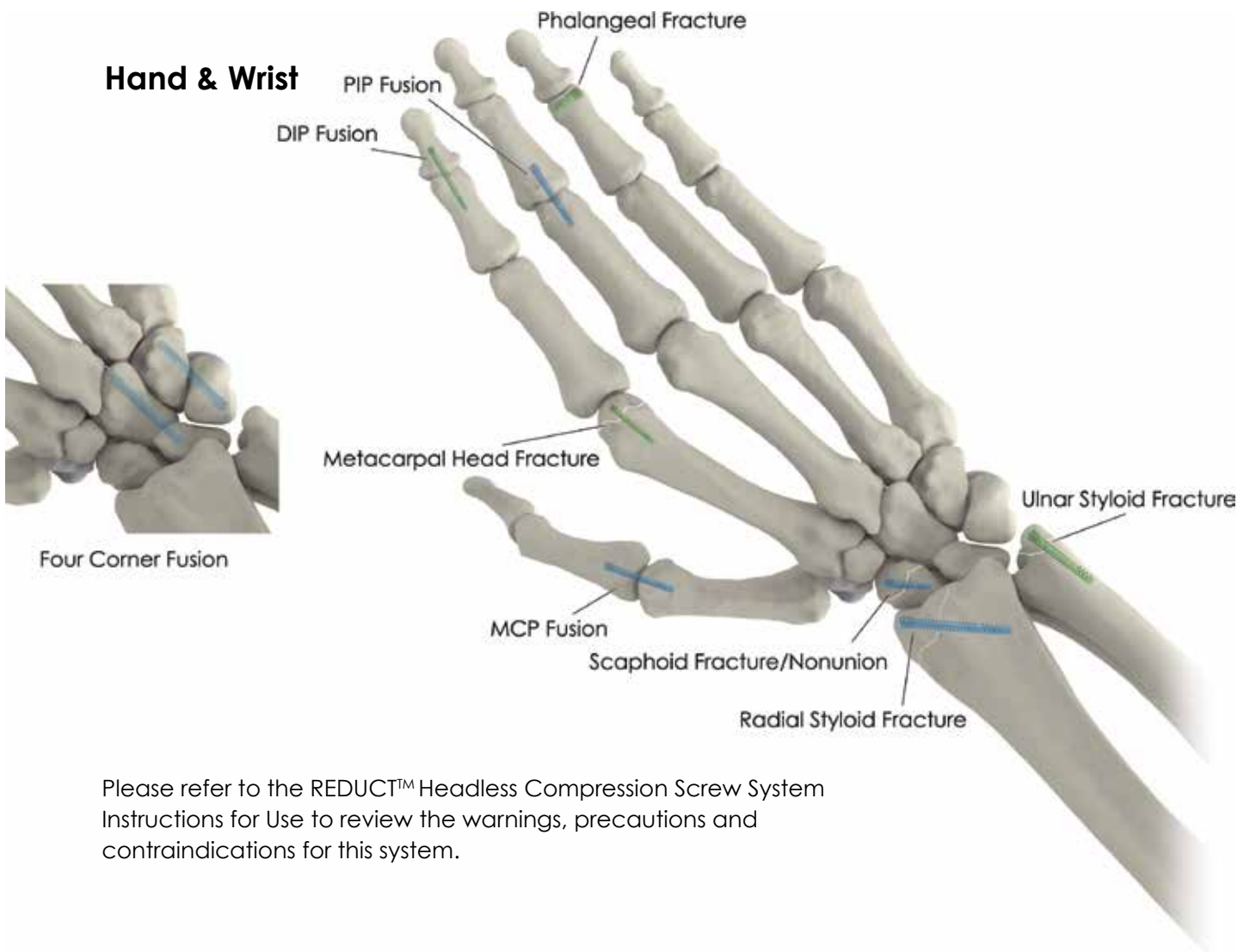
The REDUCT™ Headless Compression Screw (HCS) System consists of 2.5mm and 3.5mm cannulated titanium screws and specialized instrumentation.

- The 2.5mm screw is available in 11 length configurations between 10mm - 30mm, with increments of 2mm.
- The 3.5mm screw is available in 11 length configurations between 10mm - 30mm, with increments of 2mm.

The REDUCT™ HCS System is intended for fixation of osseous fragments or fractures, arthrodesis of small joints, and osteotomies, with the appropriately sized screw. Examples include:

Scaphoid fractures, lunate fractures, capitate fractures, trapezial fractures, metacarpal and metatarsal fractures, phalangeal fractures, radial head fractures, ulnar styloid fractures, osteo-chondral fractures, small joint fusions, carpal fractures and non-unions, capitellum fractures, distal radius fractures, humeral head fractures, glenoid fractures, intercarpal fusions, interphalangeal fractures, metatarsal osteotomies, tarsal fusions, malleolar fractures, patellar fractures, odontoid fractures, and mandibular fractures.

Hand & Wrist



Please refer to the REDUCT™ Headless Compression Screw System Instructions for Use to review the warnings, precautions and contraindications for this system.

REDUCE THE FRAGMENTS AND INSERT GUIDE WIRE

1



Insert the guide wire until the tip is at the far cortex. Use radiographic imaging to confirm that the guide wire lies along the central axis in the A/P and LAT planes.

NOTE:

The set includes instrumentation for both 2.5mm and 3.5mm screws as shown in the Quick Reference Chart. Take care to select the appropriate diameter and length guide wire based on the selected screw size to ensure proper depth gauge reading.

Instruments

KWIR-HCS-14165 K-Wire, HCS, 1.4mm x 165mm



DRILL

2



The REDUCT™ Headless Compression Screws are designed to be self-drilling and self-tapping. Predrilling is recommended to make it easier to insert the screw in dense bone as the axial force necessary for inserting self-drilling screws could decrease compression. Pre-drill by passing the cannulated drill over the guide wire.

NOTE:

Remove the drill carefully to prevent backing out the guide wire. Sometimes disconnecting the drill bit from the drill and removing the drill bit by hand is helpful.

Instruments

DRLL-CDC-27 Drill, Quick Connect, 2.7mm Cannulated



OPTION: The system includes countersink drills, which may be useful when encountering hard cortical bone.

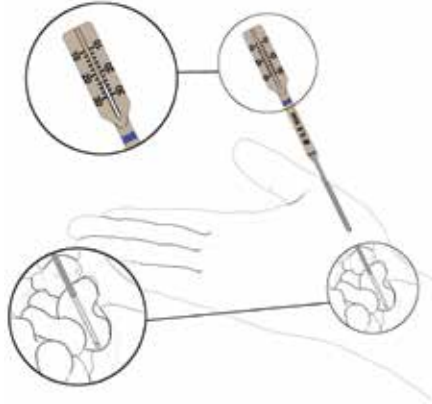
3

MEASURE SCREW LENGTH

To determine the screw length under radiographic guidance, pass the depth gauge over the guide wire to the intended position for the proximal end of the screw. The reading on the depth gauge at the end of the guide wire indicates the screw length which will place the screw tip at the tip of the guide wire.

NOTE:

The set includes instrumentation for both 2.5mm and 3.5mm screws as shown in the Quick Reference Chart. Take care to select the appropriate diameter and length guide wire based on the selected screw size to ensure proper depth gauge reading.



Instruments
VHCS-DGA-35

HCS Depth Gauge, 3.5mm



OPTION: The system includes a universal depth gauge that can be helpful during open procedures with direct access to the bone surface.

4

INSERT SCREW & CONFIRM PLACEMENT

Select the appropriately sized screw, insert it over the guide wire and thread it into the bone. Verify proper reduction and screw placement with radiographic imaging. Remove the guide wire.

Confirm the proper placement of the screw using fluoroscopy.




Instruments
DRVR-HCS-1420

HCS Driver, 3.5mm



Headless Compression Screw System (Catalog # HCS-SYS)

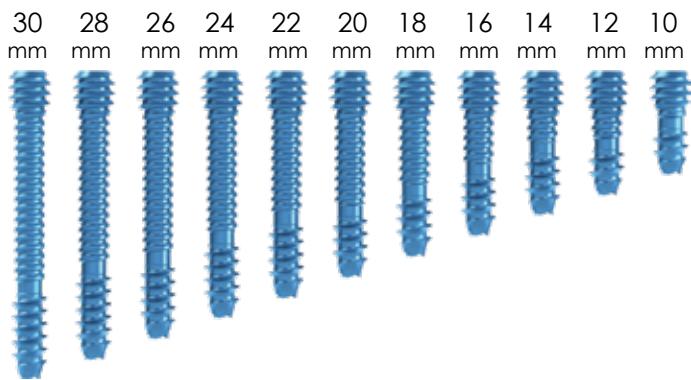
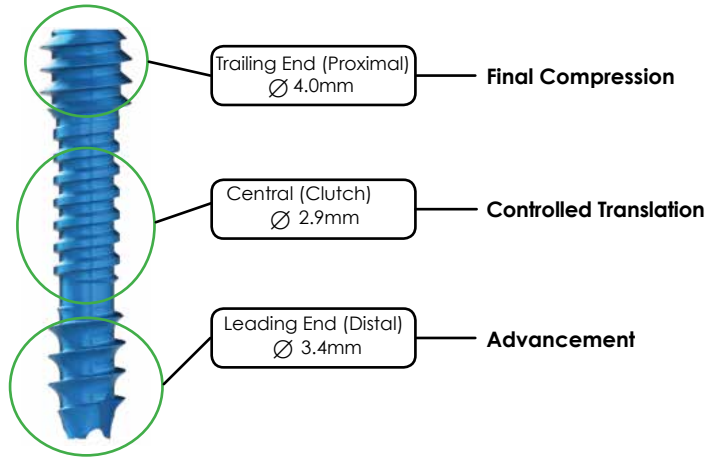
INSTRUMENT TRAY (Standard Configuration)



Loc #	Catalog #	Description
1	HNDL-SQC-FXD	Handle, Small Quick Connect, Fixed*
2	DPGA-UNV-030	Universal Depth Gauge, 30mm*
		3.5mm Screws and Instrumentation
	HCS-35010	Screw, Headless Compression, 3.5mm x 10mm, Ti
	HCS-35012	Screw, Headless Compression, 3.5mm x 12mm, Ti
	HCS-35014	Screw, Headless Compression, 3.5mm x 14mm, Ti
	HCS-35016	Screw, Headless Compression, 3.5mm x 16mm, Ti
3	HCS-35018	Screw, Headless Compression, 3.5mm x 18mm, Ti
	HCS-35020	Screw, Headless Compression, 3.5mm x 20mm, Ti
	HCS-35022	Screw, Headless Compression, 3.5mm x 22mm, Ti
	HCS-35024	Screw, Headless Compression, 3.5mm x 24mm, Ti
	HCS-35026	Screw, Headless Compression, 3.5mm x 26mm, Ti
	HCS-35028	Screw, Headless Compression, 3.5mm x 28mm, Ti
	HCS-35030	Screw, Headless Compression, 3.5mm x 30mm, Ti
4	KWIR-HCS-14165	K-Wire, HCS, 1.4mm x 165mm
5	DRLL-CDC-27	Drill, Quick Connect, 2.7mm Cannulated
6	DRLL-CSK-35	Drill, Countersink, 3.5mm
7	VHCS-DGA-35	HCS Depth Gauge, 3.5mm*
8	DRVR-HCS-1420	HCS Driver, 3.5mm
		2.5mm Screws and Instrumentation
	HCS-25010	Screw, Headless Compression, 2.5mm x 10mm, Ti
	HCS-25012	Screw, Headless Compression, 2.5mm x 12mm, Ti
	HCS-25014	Screw, Headless Compression, 2.5mm x 14mm, Ti
	HCS-25016	Screw, Headless Compression, 2.5mm x 16mm, Ti
9	HCS-25018	Screw, Headless Compression, 2.5mm x 18mm, Ti
	HCS-25020	Screw, Headless Compression, 2.5mm x 20mm, Ti
	HCS-25022	Screw, Headless Compression, 2.5mm x 22mm, Ti
	HCS-25024	Screw, Headless Compression, 2.5mm x 24mm, Ti
	HCS-25026	Screw, Headless Compression, 2.5mm x 26mm, Ti
	HCS-25028	Screw, Headless Compression, 2.5mm x 28mm, Ti
	HCS-25030	Screw, Headless Compression, 2.5mm x 30mm, Ti
10	KWIR-STD-09152	K-Wire, Standard Tip, 0.9mm x 152mm
11	DRLL-CDC-19	Drill, Quick Connect, 1.9mm Cannulated
12	DRLL-CSK-27	Drill, Countersink, 2.7mm
13	VHCS-DGA-25	HCS Depth Gauge, 2.5mm*
14	DRVR-HCS-0915	HCS Driver, 2.5mm

*Reusable Instruments

REDUCT™ 3.5



K-Wire, HCS, 1.4mm x 165mm



Drill, Quick Connect, 2.7mm Cannulated



Drill, Countersink, 3.5mm



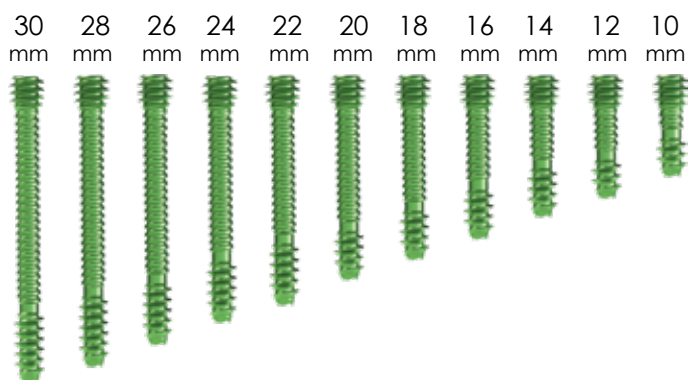
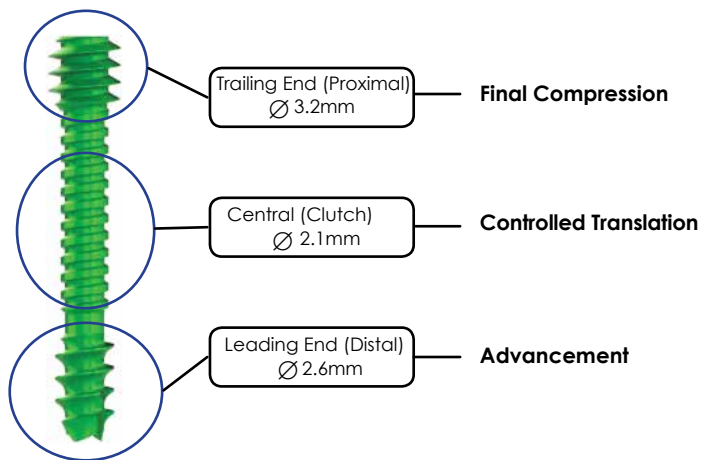
HCS Depth Gauge, 3.5mm



HCS Driver, 3.5mm



REDUCT™ 2.5



K-Wire, Standard Tip, 0.9mm x 152mm



Drill, Quick Connect, 1.9mm Cannulated



Drill, Countersink, 2.7mm

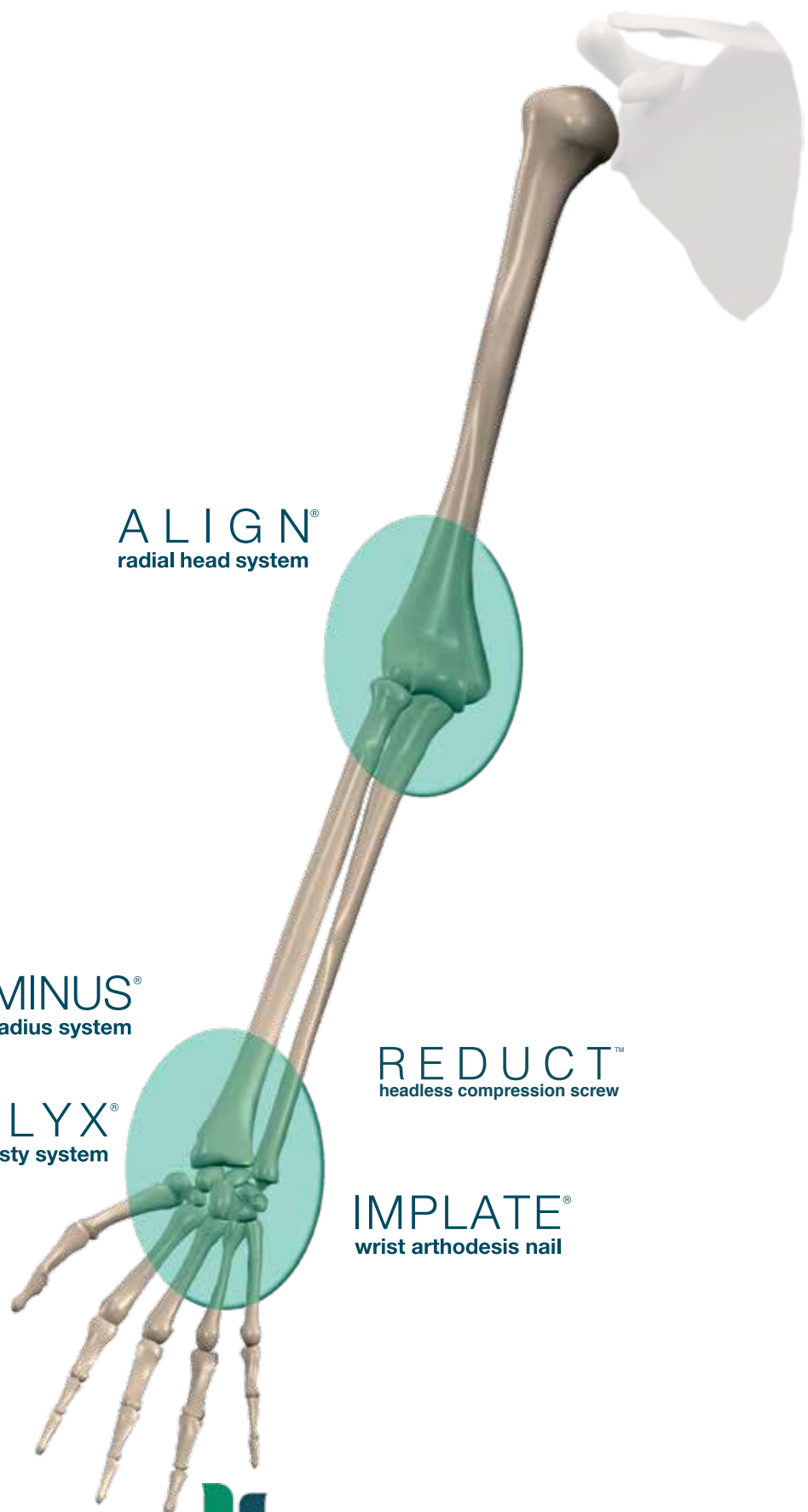


HCS Depth Gauge, 2.5mm



HCS Driver, 2.5mm





ALIGN[®]
radial head system

GEMINUS[®]
distal radius system

STABLYX[®]
cmc arthroplasty system

REDUCT[™]
headless compression screw

IMPLATE[®]
wrist arthodesis nail

